

How to Donate Tickets via Ravens Account Manager

Go to <https://am.ticketmaster.com/ravens/> to log in to your account. You will use the email address associated with your PSL account and your password/pin. To retrieve your log in information, please call 410-261-RAVE (7283) or click "Forgot Password."

Once you log in, you will see the first few games displayed on your account. Click the game or click "View All," to see more games. Please note that tickets must be donated at least 5 days prior to the selected game, to allow time for distribution to the charity.

Buy Tickets Homepage Tickets Invoices

Welcome Manage Tickets Account Balance
Baltimore Ravens \$2,826.00
Account ID 25 Tickets Total 2 Outstanding Invoices

Ticket VIEW ALL **Invoice** VIEW ALL

Ravens vs. Rams
Thu, Aug 9th @ 7:30pm • M&T Ban...
2 Total Tickets

Ravens vs. Redskins
Thu, Aug 30th @ 7:30pm • M&T Ba...
3 Total Tickets

Ravens vs. Bills
Sun, Sep 9th @ 1:00pm • M&T Ban...
2 Total Tickets

Ravens vs. Broncos
Sun, Sep 23rd @ 1:00pm • M&T Ba...
2 Total Tickets

Invoice: Final Payment Due 6/1
Balance Due: \$2,044.00
Due Date: 06/01/2018
Invoice

Invoice: 2018 Playoffs
Balance Due: \$782.00
Due Date: 09/06/2018
Invoice

The List Renewal - 2017 PAID
Balance Due: \$0.00
Due Date: 11/17/2017
Invoice

2017 Season Tickets Due 6-1-17 PAID
Balance Due: \$0.00
Due Date: 06/01/2017
Invoice

Quick Link

Manage Tickets Pay Invoices Contact Us Buy Tickets

Then, click the menu button with three dots at the top, next to the sell button. Click "Donate."

August 30, 2018 @ 07:30 pm
Ravens vs. Redskins
M&T Bank Stadium

SEND SELL ...

Donate

3 Tickets

Adult

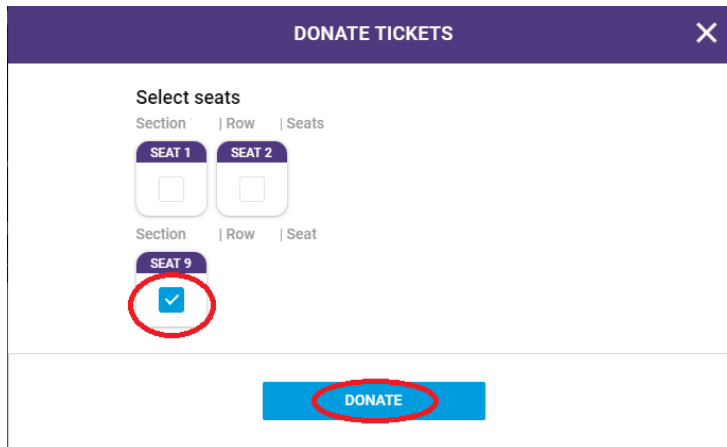
SECTION ROW SEAT

Ravens vs. Redskins
August 30, 2018 @ 07:30 pm • M&T Bank St...

TICKET DETAILS
ticketmaster.verified

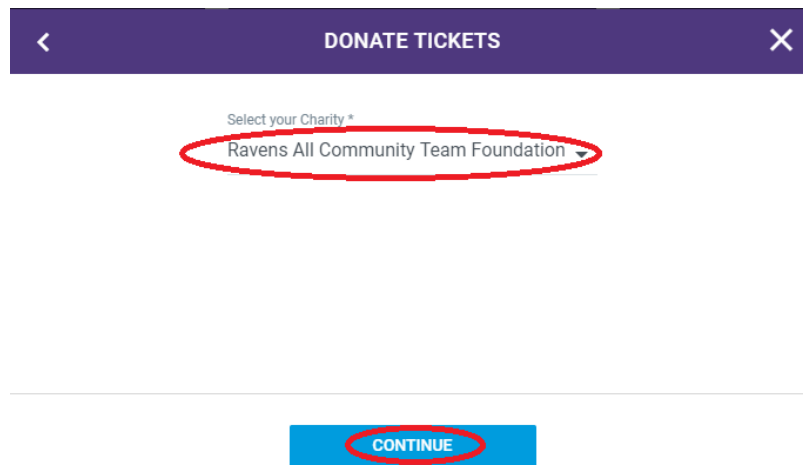
How to Donate Tickets via Ravens Account Manager

Select the seats that you'd like to donate, then click "Donate."



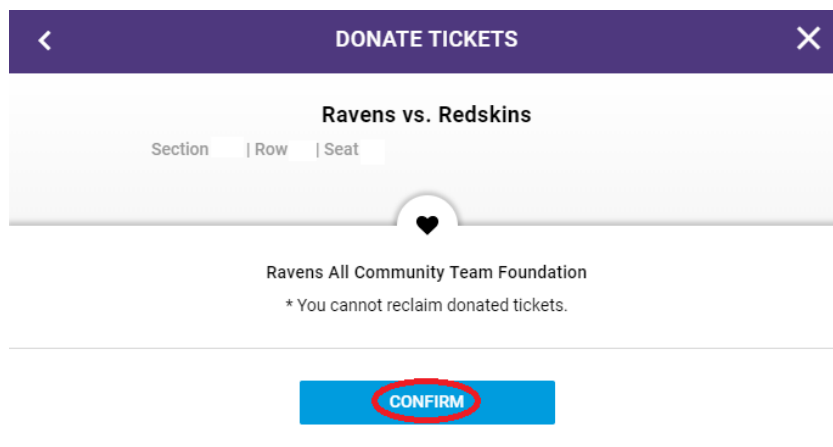
The screenshot shows a purple header with the text "DONATE TICKETS" and a close icon. Below the header, the text "Select seats" is displayed. Underneath, there are three seat selection options: "SEAT 1", "SEAT 2", and "SEAT 9". Each seat option has a small square icon. The "SEAT 9" icon contains a blue checkmark and is circled in red. Below the seat options, there is a blue button with the text "DONATE" in white, also circled in red.

Click the arrow to select a charity from the drop down menu. Then, click "Continue."



The screenshot shows a purple header with the text "DONATE TICKETS" and a close icon. Below the header, there is a dropdown menu with the text "Select your Charity *" and "Ravens All Community Team Foundation" selected. The dropdown menu is circled in red. Below the dropdown menu, there is a blue button with the text "CONTINUE" in white, also circled in red.

Review the seats and charity. Please note that you cannot reclaim donated tickets. Click "Confirm," to donate your tickets.



The screenshot shows a purple header with the text "DONATE TICKETS" and a close icon. Below the header, the text "Ravens vs. Redskins" is displayed. Underneath, there are three seat selection options: "Section", "Row", and "Seat". Below the seat options, there is a heart icon. Below the heart icon, the text "Ravens All Community Team Foundation" is displayed. Below the text, there is a note: "* You cannot reclaim donated tickets." Below the note, there is a blue button with the text "CONFIRM" in white, circled in red.

Thank you for your donation!